What stage are your pet's teeth at?*

Let's look at the stages of periodontal disease...



	Canine	Feline
STAGE 0		
The gum margin is flat and pink and creates a scalloped edge against the teeth.		
What steps do you need to take? Continue the great work you have been doing with your pet's dental health.		
STAGE 1	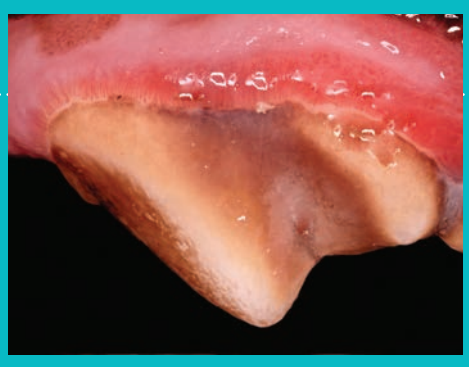	
The gum (or gingiva) at the top of the teeth is inflamed and swollen, and plaque covers the teeth.		
What steps do you need to take? Professional cleaning and home dental care can reverse this condition.		
STAGE 2	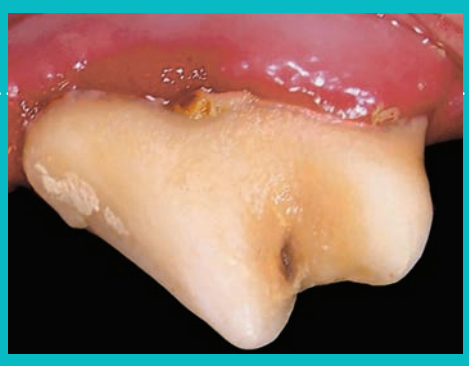	
The tooth starts losing support from bone loss. Bad breath is usually noticeable.		
What steps do you need to take? Professional treatment and home dental care can prevent this from worsening.		
STAGE 3	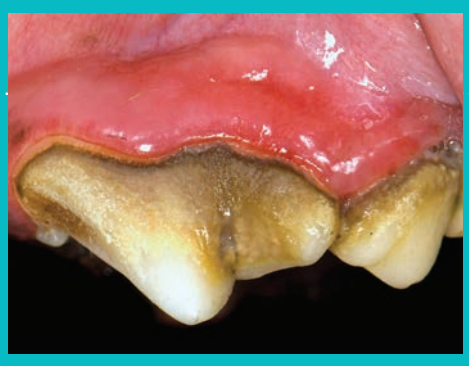	
Tooth support worsens through further bone loss. The pet's mouth is painful, and bad breath is noticeable.		
What steps do you need to take? Professional examination and x-rays are needed. Advanced treatment is likely with extractions or bone grafts needed.		
STAGE 4	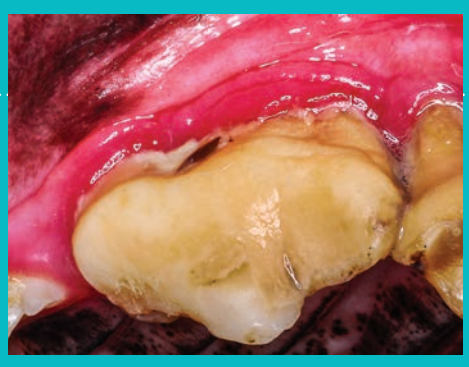	
Tooth support loss has advanced, tooth extraction is required.		
What steps do you need to take? Speak to your Vet urgently about the steps you need to take.		

everyday CARE

Photos courtesy of Jan Bellows, DVM, PA, DAVDC, DABVP.

*Stages of pet periodontal disease. American Veterinary Dental College website. http://avdc.org/AFD/five-stages-of-pet-periodontal-disease/. Accessed February 29,2019.

Shaping the future of **animal health**

Virbac